

OPEN -- Overall Stage Results

TT09

Printed Oktober 10, 2009 at 18:54



Stage 1 -- Stage 1

	PTS	TIME	HIT FACTOR	STAGE POINTS	STAGE PERCENT	COMPETITOR # Name
1	153	14.18	10.7898	160.0000	100.00	57 Schneider, Patrik
2	147	15.16	9.6966	143.7881	89.87	28 Haas, Peter
3	157	16.32	9.6201	142.6541	89.16	15 Burch, Hubert
4	152	17.53	8.6708	128.5779	80.36	58 Schraner, Remo
5	137	15.88	8.6272	127.9307	79.96	76 Zuccolo, Fierro
6	149	17.83	8.3567	123.9195	77.45	80 Grieder, Peter
7	147	17.64	8.3333	123.5730	77.23	54 Schmitt, Beat
8	130	16.79	7.7427	114.8147	71.76	6 Betschart, Bruno
9	147	19.15	7.6762	113.8291	71.14	43 Michel, Walter
10	137	19.10	7.1728	106.3633	66.48	66 Troller, Roland
11	148	20.92	7.0746	104.9071	65.57	64 Tamborenea, Gerardo
12	147	20.92	7.0268	104.1983	65.12	30 Heller, Jessey
13	142	21.14	6.7171	99.6066	62.25	1 Albrecht, Hans
14	123	21.78	5.6474	83.7437	52.34	74 Zanardi, Annamarie
15	153	29.01	5.2740	78.2075	48.88	2 Alfonsino, Bruno
16	124	24.88	4.9839	73.9054	46.19	78 Zurfluh, Isabella
17	131	27.41	4.7793	70.8708	44.29	11 Bogaert, Rene

STANDARD -- Overall Stage Results

TT09

Printed Oktober 10, 2009 at 18:54



Stage 1 -- Stage 1

	PTS	TIME	HIT FACTOR	STAGE POINTS	STAGE PERCENT	COMPETITOR # Name
1	148	16.89	8.7626	160.0000	100.00	24 Frey, Michael
2	138	16.80	8.2143	149.9884	93.74	62 Stauffer, Peter
3	132	17.63	7.4872	136.7129	85.45	75 Zobrist, Roger
4	145	19.57	7.4093	135.2898	84.56	13 Brosch, Hanspeter
5	114	17.22	6.6202	120.8814	75.55	40 Künzler, Oliver
6	136	20.94	6.4947	118.5906	74.12	39 Kressibucher, Peter
7	126	19.46	6.4748	118.2267	73.89	79 Steiger, Thomas
8	123	19.72	6.2373	113.8901	71.18	20 Derrer, Marco
9	139	23.88	5.8208	106.2841	66.43	16 Burger, Marco
10	146	26.17	5.5789	101.8678	63.67	89 Pfister, Severin
11	128	25.63	4.9941	91.1904	56.99	41 Mayer, Norbert
12	136	27.40	4.9635	90.6309	56.64	25 Frey, Thomas
13	125	26.73	4.6764	85.3884	53.37	84 Americo, Gaspar
14	92	28.63	3.2134	58.6752	36.67	61 Sieber, Heinz
15	55	23.45	2.3454	42.8260	26.77	98 Kieninger, Stephanie

PRODUCTION -- Overall Stage Results

TT09

Printed Oktober 10, 2009 at 18:54



Stage 1 -- Stage 1

	PTS	TIME	HIT FACTOR	STAGE POINTS	STAGE PERCENT	COMPETITOR # Name
1	144	18.54	7.7670	160.0000	100.00	37 Josi, Oliver
2	142	19.07	7.4463	153.3928	95.87	49 Reich, Rolf-Dieter
3	142	19.28	7.3651	151.7220	94.83	47 Pochon, Eric
4	132	18.05	7.3130	150.6482	94.16	42 Meichtry, Markus
5	134	18.81	7.1239	146.7517	91.72	31 Heller, Peter
6	142	19.94	7.1214	146.7001	91.69	34 Hubli, Pascal
7	140	21.00	6.6667	137.3333	85.83	60 Schuhmacher, René
8	144	21.72	6.6298	136.5746	85.36	91 Binder, Thomas
9	125	19.86	6.2941	129.6576	81.04	22 Ditzler, Roger
10	140	22.41	6.2472	128.6926	80.43	96 Eichelberger, Beat
11	136	23.27	5.8444	120.3954	75.25	71 Waldmann, Daniel
12	134	23.93	5.5997	115.3531	72.10	26 Fricker, Claudia
13	113	20.24	5.5830	115.0099	71.88	44 Minder, Rolf
14	150	27.12	5.5310	113.9381	71.21	67 Truetsch, Werner
15	134	24.49	5.4716	112.7154	70.45	17 Burkhalter, Christine
16	128	23.62	5.4191	111.6342	69.77	93 Knecht, Roger
17	140	25.99	5.3867	110.9658	69.35	8 Bieri, Simon
18	123	23.08	5.3293	109.7834	68.61	56 Schneider, Andreas
19	148	27.86	5.3123	109.4329	68.40	29 Hasler, Matthias
20	136	25.61	5.3104	109.3948	68.37	82 Fischlin, Adrian
21	113	21.41	5.2779	108.7249	67.95	73 Ximenes, Artur
22	126	25.92	4.8611	100.1389	62.59	48 Randegger, Angela
23	133	28.27	4.7046	96.9155	60.57	85 Reichmuth, Josef
24	131	28.00	4.6786	96.3786	60.24	53 Schmid, Arthur
25	124	26.70	4.6442	95.6704	59.79	92 Houghton, Patrick
26	109	23.58	4.6226	95.2248	59.52	87 Ziltener, Werner
27	146	33.19	4.3989	90.6177	56.64	69 Tschumi, Andreas
28	112	27.01	4.1466	85.4202	53.39	59 Schreiner, Michael
29	116	28.72	4.0390	83.2033	52.00	83 Furrer, Marc
30	100	27.20	3.6765	75.7353	47.33	10 Blattner, Markus
31	109	33.00	3.3030	68.0424	42.53	97 Ciampi, Aldo
32	106	34.43	3.0787	63.4214	39.64	21 Devaud, Etienne
33	138	72.90	1.8930	38.9959	24.37	70 Tschumi, Stefan
34	57	34.58	1.6484	33.9560	21.22	81 Dittli, Michael
35	15	32.50	0.4615	9.5077	5.94	86 Salzmann, Beat

MODIFIED -- Overall Stage Results

TT09

Printed Oktober 10, 2009 at 18:54



Stage 1 -- Stage 1

	PTS	TIME	HIT FACTOR	STAGE POINTS	STAGE PERCENT	COMPETITOR # Name
1	139	19.10	7.2775	160.0000	100.00	23 Ebert, Rene
2	132	20.04	6.5868	144.8154	90.51	46 Mottet, Andreas
3	148	23.08	6.4125	140.9823	88.11	14 Bühler, Roger
4	134	21.44	6.2500	137.4101	85.88	12 Bonaldo, Massimo
5	121	23.98	5.0459	110.9366	69.34	90 Schwaller, Thomas

REVOLVER (STANDARD) -- Overall Stage Results

TT09

Printed Oktober 10, 2009 at 18:54



Stage 1 -- Stage 1

	PTS	TIME	HIT FACTOR	STAGE POINTS	STAGE PERCENT	COMPETITOR # Name
1	134	31.13	4.3045	160.0000	100.00	7 Bieri, Patrik
2	128	31.31	4.0882	151.9572	94.97	35 Itani, Marwan
3	143	35.38	4.0418	150.2355	93.90	38 Koller, Juerg
4	143	37.01	3.8638	143.6188	89.76	5 Berger, Ferdinand
5	138	42.32	3.2609	121.2070	75.75	55 Schmocker, Ernst
6	131	46.57	2.8130	104.5585	65.35	27 Fricker, Stefan

OPEN -- Overall Stage Results

TT09

Printed Oktober 10, 2009 at 18:54



Stage 2 -- Stage 2

	PTS	TIME	HIT FACTOR	STAGE POINTS	STAGE PERCENT	COMPETITOR # Name
1	142	19.49	7.2858	150.0000	100.00	57 Schneider, Patrik
2	142	20.00	7.1000	146.1750	97.45	15 Burch, Hubert
3	146	21.73	6.7188	138.3273	92.22	58 Schraner, Remo
4	145	21.59	6.7161	138.2707	92.18	43 Michel, Walter
5	139	20.76	6.6956	137.8486	91.90	28 Haas, Peter
6	134	21.17	6.3297	130.3163	86.88	76 Zuccolo, Fierro
7	146	23.33	6.2580	128.8406	85.89	54 Schmitt, Beat
8	133	22.38	5.9428	122.3507	81.57	80 Grieder, Peter
9	139	24.95	5.5711	114.6988	76.47	64 Tamborenea, Gerardo
10	143	26.09	5.4810	112.8435	75.23	6 Betschart, Bruno
11	144	27.30	5.2747	108.5962	72.40	30 Heller, Jessey
12	140	26.93	5.1987	107.0302	71.35	1 Albrecht, Hans
13	135	26.66	5.0638	104.2530	69.50	11 Bogaert, Rene
14	136	29.71	4.5776	94.2434	62.83	74 Zanardi, Annamarie
15	119	35.51	3.3512	68.9939	46.00	78 Zurfluh, Isabella
16	114	35.60	3.2022	65.9280	43.95	66 Troller, Roland
17	124	42.70	2.9040	59.7872	39.86	2 Alfonsino, Bruno

STANDARD -- Overall Stage Results

TT09

Printed Oktober 10, 2009 at 18:54




Stage 2 -- Stage 2

	PTS	TIME	HIT FACTOR	STAGE POINTS	STAGE PERCENT	COMPETITOR # Name
1	145	23.83	6.0848	150.0000	100.00	75 Zobrist, Roger
2	141	24.76	5.6947	140.3834	93.59	40 Künzler, Oliver
3	141	28.62	4.9266	121.4498	80.97	24 Frey, Michael
4	127	27.30	4.6520	114.6802	76.45	39 Kressibucher, Peter
5	140	31.20	4.4872	110.6167	73.74	84 Americo, Gaspar
6	125	28.84	4.3343	106.8469	71.23	62 Stauffer, Peter
7	133	32.17	4.1343	101.9173	67.94	16 Burger, Marco
8	145	35.98	4.0300	99.3469	66.23	13 Brosch, Hanspeter
9	105	26.91	3.9019	96.1884	64.13	20 Derrer, Marco
10	132	34.08	3.8732	95.4820	63.65	89 Pfister, Severin
11	112	30.05	3.7271	91.8800	61.25	79 Steiger, Thomas
12	139	38.12	3.6464	89.8896	59.93	41 Mayer, Norbert
13	127	36.81	3.4501	85.0521	56.70	25 Frey, Thomas
14	122	52.65	2.3172	57.1227	38.08	61 Sieber, Heinz
15	85	42.63	1.9939	49.1531	32.77	98 Kieninger, Stephanie

PRODUCTION -- Overall Stage Results

TT09

Printed Oktober 10, 2009 at 18:54




Stage 2 -- Stage 2

	PTS	TIME	HIT FACTOR	STAGE POINTS	STAGE PERCENT	COMPETITOR # Name
1	142	24.50	5.7959	150.0000	100.00	91 Binder, Thomas
2	148	26.27	5.6338	145.8044	97.20	42 Meichtry, Markus
3	136	24.75	5.4949	142.2108	94.81	34 Hubli, Pascal
4	136	25.56	5.3208	137.7041	91.80	31 Heller, Peter
5	128	25.10	5.0996	131.9791	87.99	49 Reich, Rolf-Dieter
6	144	28.63	5.0297	130.1698	86.78	47 Pochon, Eric
7	136	27.07	5.0240	130.0228	86.68	37 Josi, Oliver
8	124	25.10	4.9402	127.8548	85.24	44 Minder, Rolf
9	134	29.40	4.5578	117.9577	78.64	26 Fricker, Claudia
10	136	30.36	4.4796	115.9328	77.29	17 Burkhalter, Christine
11	136	30.59	4.4459	115.0611	76.71	22 Ditzler, Roger
12	138	32.07	4.3031	111.3651	74.24	56 Schneider, Andreas
13	128	30.38	4.2133	109.0413	72.69	60 Schuhmacher, René
14	132	31.64	4.1719	107.9708	71.98	96 Eichelberger, Beat
15	121	29.57	4.0920	105.9017	70.60	48 Randegger, Angela
16	142	35.56	3.9933	103.3465	68.90	29 Hasler, Matthias
17	130	32.60	3.9877	103.2036	68.80	8 Bieri, Simon
18	134	37.14	3.6080	93.3753	62.25	97 Ciampi, Aldo
19	117	32.83	3.5638	92.2325	61.49	93 Knecht, Roger
20	134	37.83	3.5422	91.6722	61.11	82 Fischlin, Adrian
21	136	38.78	3.5070	90.7612	60.51	67 Truetsch, Werner
22	122	36.25	3.3655	87.1005	58.07	92 Houghton, Patrick
23	138	43.66	3.1608	81.8021	54.53	53 Schmid, Arthur
24	124	39.94	3.1047	80.3494	53.57	85 Reichmuth, Josef
25	121	39.71	3.0471	78.8596	52.57	73 Ximenes, Artur
26	138	45.76	3.0157	78.0480	52.03	59 Schreiner, Michael
27	128	42.60	3.0047	77.7624	51.84	83 Furrer, Marc
28	103	35.49	2.9022	75.1104	50.07	69 Tschumi, Andreas
29	114	41.16	2.7697	71.6801	47.79	87 Ziltener, Werner
30	117	43.12	2.7134	70.2225	46.81	10 Blattner, Markus
31	83	33.03	2.5129	65.0337	43.36	71 Waldmann, Daniel
32	132	60.48	2.1825	56.4847	37.66	86 Salzman, Beat
33	136	66.40	2.0482	53.0078	35.34	70 Tschumi, Stefan
34	100	51.83	1.9294	49.9330	33.29	21 Devaud, Etienne
35	77	40.00	1.9250	49.8195	33.21	81 Dittli, Michael

MODIFIED -- Overall Stage Results

TT09

Printed Oktober 10, 2009 at 18:54



Stage 2 -- Stage 2

	PTS	TIME	HIT FACTOR	STAGE POINTS	STAGE PERCENT	COMPETITOR # Name
1	143	26.33	5.4311	150.0000	100.00	23 Ebert, Rene
2	144	29.10	4.9485	136.6707	91.11	14 Bühler, Roger
3	127	28.33	4.4829	123.8121	82.54	46 Mottet, Andreas
4	142	43.13	3.2924	90.9316	60.62	12 Bonaldo, Massimo
5	138	56.81	2.4291	67.0904	44.73	90 Schwaller, Thomas

REVOLVER (STANDARD) -- Overall Stage Results

TT09

Printed Oktober 10, 2009 at 18:54



Stage 2 -- Stage 2

	PTS	TIME	HIT FACTOR	STAGE POINTS	STAGE PERCENT	COMPETITOR # Name
1	133	37.03	3.5917	150.0000	100.00	5 Berger, Ferdinand
2	130	40.48	3.2115	134.1208	89.41	7 Bieri, Patrik
3	127	42.32	3.0009	125.3289	83.55	27 Fricker, Stefan
4	118	41.99	2.8102	117.3625	78.24	35 Itani, Marwan
5	140	53.07	2.6380	110.1723	73.45	55 Schmocker, Ernst
6	139	66.54	2.0890	87.2419	58.16	38 Koller, Juerg

OPEN -- Overall Stage Results

TT09

Printed Oktober 10, 2009 at 18:54



Stage 3 -- Stage 3

	PTS	TIME	HIT FACTOR	STAGE POINTS	STAGE PERCENT	COMPETITOR # Name
1	89	17.93	4.9637	90.0000	100.00	57 Schneider, Patrik
2	87	19.13	4.5478	82.4588	91.62	58 Schraner, Remo
3	82	19.34	4.2399	76.8759	85.42	28 Haas, Peter
4	83	20.42	4.0646	73.6979	81.89	6 Betschart, Bruno
5	80	19.83	4.0343	73.1476	81.28	54 Schmitt, Beat
6	86	21.57	3.9870	72.2905	80.32	43 Michel, Walter
7	71	19.27	3.6845	66.8051	74.23	15 Burch, Hubert
8	80	22.91	3.4919	63.3137	70.35	1 Albrecht, Hans
9	87	24.93	3.4898	63.2747	70.31	30 Heller, Jessey
10	82	24.65	3.3266	60.3156	67.02	74 Zanardi, Annamarie
11	72	21.75	3.3103	60.0214	66.69	76 Zuccolo, Fierro
12	87	26.99	3.2234	58.4452	64.94	11 Bogaert, Rene
13	70	21.84	3.2051	58.1137	64.57	64 Tamborenea, Gerardo
14	87	33.70	2.5816	46.8082	52.01	66 Troller, Roland
15	83	35.37	2.3466	42.5477	47.28	2 Alfonsino, Bruno
16	68	31.93	2.1297	38.6138	42.90	80 Grieder, Peter
17	69	33.31	2.0714	37.5584	41.73	78 Zurfluh, Isabella

STANDARD -- Overall Stage Results

TT09

Printed Oktober 10, 2009 at 18:54




Stage 3 -- Stage 3

	PTS	TIME	HIT FACTOR	STAGE POINTS	STAGE PERCENT	COMPETITOR # Name
1	85	21.12	4.0246	90.0000	100.00	75 Zobrist, Roger
2	85	21.25	4.0000	89.4494	99.39	62 Stauffer, Peter
3	86	23.12	3.7197	83.1818	92.42	20 Derrer, Marco
4	81	21.81	3.7139	83.0514	92.28	40 Künzler, Oliver
5	85	23.23	3.6591	81.8252	90.92	79 Steiger, Thomas
6	83	22.75	3.6484	81.5857	90.65	39 Kressibucher, Peter
7	82	23.32	3.5163	78.6326	87.37	25 Frey, Thomas
8	70	19.92	3.5141	78.5826	87.31	13 Brosch, Hanspeter
9	88	25.63	3.4335	76.7806	85.31	41 Mayer, Norbert
10	82	24.48	3.3497	74.9066	83.23	89 Pfister, Severin
11	88	27.83	3.1621	70.7110	78.57	24 Frey, Michael
12	76	24.08	3.1561	70.5789	78.42	16 Burger, Marco
13	72	24.12	2.9851	66.7533	74.17	84 Americo, Gaspar
14	84	29.83	2.8160	62.9714	69.97	61 Sieber, Heinz
15	35	30.53	1.1464	25.6365	28.49	98 Kieninger, Stephanie

PRODUCTION -- Overall Stage Results

TT09

Printed Oktober 10, 2009 at 18:54



Stage 3 -- Stage 3

	PTS	TIME	HIT FACTOR	STAGE POINTS	STAGE PERCENT	COMPETITOR # Name
1	76	18.94	4.0127	90.0000	100.00	37 Josi, Oliver
2	86	21.94	3.9198	87.9166	97.69	60 Schuhmacher, René
3	86	22.01	3.9073	87.6370	97.37	34 Hubli, Pascal
4	84	22.07	3.8061	85.3662	94.85	96 Eichelberger, Beat
5	84	22.34	3.7601	84.3344	93.70	22 Ditzler, Roger
6	86	23.41	3.6736	82.3960	91.55	44 Minder, Rolf
7	76	20.74	3.6644	82.1890	91.32	31 Heller, Peter
8	84	23.13	3.6316	81.4540	90.50	42 Meichtry, Markus
9	88	25.35	3.4714	77.8599	86.51	73 Ximenes, Artur
10	78	23.05	3.3839	75.8984	84.33	91 Binder, Thomas
11	84	25.01	3.3587	75.3311	83.70	47 Pochon, Eric
12	78	23.92	3.2609	73.1379	81.26	8 Bieri, Simon
13	86	26.53	3.2416	72.7060	80.78	85 Reichmuth, Josef
14	82	25.51	3.2144	72.0962	80.11	26 Fricker, Claudia
15	86	26.88	3.1994	71.7593	79.73	82 Fischlin, Adrian
16	78	24.71	3.1566	70.7996	78.67	71 Waldmann, Daniel
17	65	20.92	3.1071	69.6884	77.43	49 Reich, Rolf-Dieter
18	86	27.89	3.0835	69.1606	76.85	93 Knecht, Roger
19	80	26.36	3.0349	68.0696	75.63	97 Ciampi, Aldo
20	88	29.11	3.0230	67.8031	75.34	29 Hasler, Matthias
21	80	27.48	2.9112	65.2953	72.55	56 Schneider, Andreas
22	84	29.39	2.8581	64.1045	71.23	59 Schreiner, Michael
23	78	27.81	2.8047	62.9075	69.90	17 Burkhalter, Christine
24	76	27.42	2.7717	62.1663	69.07	87 Ziltener, Werner
25	78	28.54	2.7330	61.2985	68.11	53 Schmid, Arthur
26	72	26.36	2.7314	61.2627	68.07	48 Randegger, Angela
27	84	32.02	2.6234	58.8392	65.38	69 Tschumi, Andreas
28	70	27.62	2.5344	56.8438	63.16	92 Houghton, Patrick
29	72	28.52	2.5245	56.6229	62.91	21 Devaud, Etienne
30	65	26.59	2.4445	54.8282	60.92	10 Blattner, Markus
31	69	28.70	2.4042	53.9233	59.91	67 Truetsch, Werner
32	72	31.34	2.2974	51.5279	57.25	83 Furrer, Marc
33	78	34.28	2.2754	51.0344	56.70	86 Salzmann, Beat
34	88	44.84	1.9625	44.0176	48.91	70 Tschumi, Stefan
35	0	50.18	0.0000	0.0000	0.00	81 Dittli, Michael

MODIFIED -- Overall Stage Results

TT09

Printed Oktober 10, 2009 at 18:54



Stage 3 -- Stage 3

	PTS	TIME	HIT FACTOR	STAGE POINTS	STAGE PERCENT	COMPETITOR # Name
1	85	21.45	3.9627	90.0000	100.00	23 Ebert, Rene
2	81	23.79	3.4048	77.3288	85.92	46 Mottet, Andreas
3	80	24.86	3.2180	73.0869	81.21	14 Bühler, Roger
4	80	26.38	3.0326	68.8757	76.53	90 Schwaller, Thomas
5	80	27.48	2.9112	66.1187	73.47	12 Bonaldo, Massimo

REVOLVER (STANDARD) -- Overall Stage Results

TT09

Printed Oktober 10, 2009 at 18:54



Stage 3 -- Stage 3

	PTS	TIME	HIT FACTOR	STAGE POINTS	STAGE PERCENT	COMPETITOR # Name
1	81	24.07	3.3652	90.0000	100.00	7 Bieri, Patrik
2	86	27.03	3.1816	85.0915	94.55	35 Itani, Marwan
3	67	24.64	2.7192	72.7223	80.80	5 Berger, Ferdinand
4	87	32.31	2.6927	72.0138	80.02	27 Fricker, Stefan
5	84	32.97	2.5478	68.1387	75.71	55 Schmocker, Ernst
6	77	31.52	2.4429	65.3338	72.59	38 Koller, Juerg

OPEN -- Overall Stage Results

TT09

Printed Oktober 10, 2009 at 18:54



Stage 4 -- Stage 4

	PTS	TIME	HIT FACTOR	STAGE POINTS	STAGE PERCENT	COMPETITOR # Name
1	79	12.30	6.4228	80.0000	100.00	58 Schraner, Remo
2	74	11.66	6.3465	79.0499	98.81	57 Schneider, Patrik
3	72	12.48	5.7692	71.8598	89.82	28 Haas, Peter
4	76	13.30	5.7143	71.1754	88.97	80 Grieder, Peter
5	74	13.23	5.5933	69.6691	87.09	76 Zuccolo, Fierro
6	75	13.94	5.3802	67.0141	83.77	54 Schmitt, Beat
7	75	13.98	5.3648	66.8224	83.53	43 Michel, Walter
8	72	13.71	5.2516	65.4128	81.77	15 Burch, Hubert
9	67	13.60	4.9265	61.3626	76.70	64 Tamborenea, Gerardo
10	76	16.17	4.7001	58.5425	73.18	11 Bogaert, Rene
11	72	17.04	4.2254	52.6297	65.79	74 Zanardi, Annamarie
12	58	14.43	4.0194	50.0645	62.58	1 Albrecht, Hans
13	61	17.34	3.5179	43.8176	54.77	2 Alfonsino, Bruno
14	47	13.70	3.4307	42.7312	53.41	30 Heller, Jessey
15	43	12.62	3.4073	42.4402	53.05	6 Betschart, Bruno
16	73	22.71	3.2144	40.0381	50.05	78 Zurfluh, Isabella
17	62	30.56	2.0288	25.2701	31.59	66 Troller, Roland

STANDARD -- Overall Stage Results

TT09

Printed Oktober 10, 2009 at 18:54



Stage 4 -- Stage 4

	PTS	TIME	HIT FACTOR	STAGE POINTS	STAGE PERCENT	COMPETITOR # Name
1	74	13.83	5.3507	80.0000	100.00	75 Zobrist, Roger
2	76	14.21	5.3483	79.9650	99.96	13 Brosch, Hanspeter
3	69	14.14	4.8798	72.9592	91.20	40 Künzler, Oliver
4	74	15.65	4.7284	70.6965	88.37	25 Frey, Thomas
5	76	18.92	4.0169	60.0583	75.07	41 Mayer, Norbert
6	67	17.48	3.8330	57.3078	71.63	98 Kieninger, Stephanie
7	60	15.73	3.8144	57.0299	71.29	39 Kressibucher, Peter
8	63	17.10	3.6842	55.0839	68.85	62 Stauffer, Peter
9	56	15.79	3.5465	53.0257	66.28	20 Derrer, Marco
10	72	21.46	3.3551	50.1630	62.70	84 Americo, Gaspar
11	63	19.02	3.3123	49.5234	61.90	89 Pfister, Severin
12	47	15.11	3.1105	46.5065	58.13	24 Frey, Michael
13	65	21.08	3.0835	46.1024	57.63	16 Burger, Marco
14	60	20.21	2.9688	44.3880	55.48	61 Sieber, Heinz
15	58	21.33	2.7192	40.6553	50.82	79 Steiger, Thomas

PRODUCTION -- Overall Stage Results

TT09

Printed Oktober 10, 2009 at 18:54



Stage 4 -- Stage 4

	PTS	TIME	HIT FACTOR	STAGE POINTS	STAGE PERCENT	COMPETITOR # Name
1	74	13.28	5.5723	80.0000	100.00	42 Meichtry, Markus
2	80	16.79	4.7647	68.4062	85.51	60 Schuhmacher, René
3	74	15.67	4.7224	67.7983	84.75	34 Hubli, Pascal
4	72	15.26	4.7182	67.7383	84.67	37 Josi, Oliver
5	70	15.01	4.6636	66.9536	83.69	71 Waldmann, Daniel
6	68	14.70	4.6259	66.4122	83.02	47 Pochon, Eric
7	70	15.18	4.6113	66.2038	82.75	31 Heller, Peter
8	74	16.26	4.5510	65.3383	81.67	56 Schneider, Andreas
9	70	15.43	4.5366	65.1311	81.41	8 Bieri, Simon
10	62	13.74	4.5124	64.7830	80.98	49 Reich, Rolf-Dieter
11	70	15.89	4.4053	63.2456	79.06	96 Eichelberger, Beat
12	64	15.42	4.1505	59.5871	74.48	91 Binder, Thomas
13	70	18.23	3.8398	55.1274	68.91	93 Knecht, Roger
14	70	18.34	3.8168	54.7968	68.50	44 Minder, Rolf
15	62	16.25	3.8154	54.7766	68.47	22 Ditzler, Roger
16	70	19.21	3.6439	52.3151	65.39	48 Randegger, Angela
17	64	17.73	3.6097	51.8236	64.78	26 Fricker, Claudia
18	58	16.14	3.5936	51.5918	64.49	17 Burkhalter, Christine
19	78	21.77	3.5829	51.4390	64.30	73 Ximenes, Artur
20	68	20.01	3.3983	48.7886	60.99	53 Schmid, Arthur
21	64	19.36	3.3058	47.4604	59.33	97 Ciampi, Aldo
22	74	22.43	3.2992	47.3651	59.21	59 Schreiner, Michael
23	68	20.82	3.2661	46.8905	58.61	85 Reichmuth, Josef
24	76	23.51	3.2327	46.4106	58.01	67 Truetsch, Werner
25	64	22.18	2.8855	41.4262	51.78	83 Furrer, Marc
26	66	23.40	2.8205	40.4934	50.62	21 Devaud, Etienne
27	70	25.10	2.7888	40.0388	50.05	69 Tschumi, Andreas
28	64	23.05	2.7766	39.8626	49.83	86 Salzmann, Beat
29	47	19.41	2.4214	34.7639	43.45	92 Houghton, Patrick
30	66	27.61	2.3904	34.3189	42.90	81 Dittli, Michael
31	46	20.03	2.2966	32.9711	41.21	29 Hasler, Matthias
32	40	19.74	2.0263	29.0917	36.36	82 Fischlin, Adrian
33	49	24.65	1.9878	28.5388	35.67	87 Ziltener, Werner
34	66	33.90	1.9469	27.9512	34.94	10 Blattner, Markus
35	61	36.51	1.6708	23.9869	29.98	70 Tschumi, Stefan

MODIFIED -- Overall Stage Results

TT09

Printed Oktober 10, 2009 at 18:54




Stage 4 -- Stage 4

	PTS	TIME	HIT FACTOR	STAGE POINTS	STAGE PERCENT	COMPETITOR # Name
1	75	13.66	5.4905	80.0000	100.00	23 Ebert, Rene
2	72	16.75	4.2985	62.6321	78.29	12 Bonaldo, Massimo
3	71	17.41	4.0781	59.4209	74.28	46 Mottet, Andreas
4	68	18.46	3.6836	53.6731	67.09	90 Schwaller, Thomas
5	66	18.12	3.6424	53.0720	66.34	14 Bühler, Roger

REVOLVER (STANDARD) -- Overall Stage Results

TT09

Printed Oktober 10, 2009 at 18:54



Stage 4 -- Stage 4

	PTS	TIME	HIT FACTOR	STAGE POINTS	STAGE PERCENT	COMPETITOR # Name
1	75	20.30	3.6946	80.0000	100.00	7 Bieri, Patrik
2	73	22.02	3.3152	71.7844	89.73	5 Berger, Ferdinand
3	75	22.71	3.3025	71.5103	89.39	35 Itani, Marwan
4	75	27.73	2.7047	58.5647	73.21	38 Koller, Juerg
5	61	24.49	2.4908	53.9344	67.42	27 Fricker, Stefan
6	40	23.11	1.7309	37.4787	46.85	55 Schmocker, Ernst

OPEN -- Overall Stage Results

TT09

Printed Oktober 10, 2009 at 18:54



Stage 5 -- Stage 5

	PTS	TIME	HIT FACTOR	STAGE POINTS	STAGE PERCENT	COMPETITOR # Name
1	101	16.65	6.0661	115.0000	100.00	58 Schraner, Remo
2	105	17.32	6.0624	114.9296	99.94	28 Haas, Peter
3	106	17.64	6.0091	113.9195	99.06	57 Schneider, Patrik
4	110	18.88	5.8263	110.4540	96.05	43 Michel, Walter
5	109	19.30	5.6477	107.0680	93.10	54 Schmitt, Beat
6	108	20.16	5.3571	101.5603	88.31	6 Betschart, Bruno
7	112	22.16	5.0542	95.8162	83.32	30 Heller, Jessey
8	109	22.00	4.9545	93.9279	81.68	15 Burch, Hubert
9	89	18.43	4.8291	91.5494	79.61	80 Grieder, Peter
10	104	23.68	4.3919	83.2611	72.40	1 Albrecht, Hans
11	112	25.66	4.3648	82.7470	71.95	76 Zuccolo, Fierro
12	83	19.70	4.2132	79.8735	69.46	64 Tamborenea, Gerardo
13	104	28.07	3.7050	70.2395	61.08	74 Zanardi, Annamarie
14	89	27.49	3.2375	61.3770	53.37	2 Alfonsino, Bruno
15	94	29.69	3.1660	60.0217	52.19	78 Zurfluh, Isabella
16	102	32.39	3.1491	59.7008	51.91	11 Bogaert, Rene
17	94	30.84	3.0480	57.7835	50.25	66 Troller, Roland

STANDARD -- Overall Stage Results

TT09

Printed Oktober 10, 2009 at 18:54



Stage 5 -- Stage 5

	PTS	TIME	HIT FACTOR	STAGE POINTS	STAGE PERCENT	COMPETITOR # Name
1	110	22.22	4.9505	115.0000	100.00	13 Brosch, Hanspeter
2	110	24.76	4.4426	103.2027	89.74	39 Kressibucher, Peter
3	107	24.40	4.3852	101.8693	88.58	24 Frey, Michael
4	106	24.46	4.3336	100.6697	87.54	75 Zobrist, Roger
5	112	26.13	4.2863	99.5698	86.58	16 Burger, Marco
6	108	25.78	4.1893	97.3173	84.62	40 Künzler, Oliver
7	105	25.56	4.1080	95.4284	82.98	79 Steiger, Thomas
8	103	25.35	4.0631	94.3862	82.07	20 Derrer, Marco
9	104	25.83	4.0263	93.5315	81.33	25 Frey, Thomas
10	104	26.56	3.9157	90.9608	79.10	62 Stauffer, Peter
11	107	28.39	3.7689	87.5523	76.13	41 Mayer, Norbert
12	95	32.92	2.8858	67.0368	58.29	89 Pfister, Severin
13	72	27.89	2.5816	59.9699	52.15	84 Americo, Gaspar
14	89	45.90	1.9390	45.0429	39.17	61 Sieber, Heinz
15	21	40.40	0.5198	12.0750	10.50	98 Kieninger, Stephanie

PRODUCTION -- Overall Stage Results

TT09

Printed Oktober 10, 2009 at 18:54



Stage 5 -- Stage 5

	PTS	TIME	HIT FACTOR	STAGE POINTS	STAGE PERCENT	COMPETITOR # Name
1	115	20.71	5.5529	115.0000	100.00	91 Binder, Thomas
2	105	19.52	5.3791	111.4011	96.87	31 Heller, Peter
3	105	21.07	4.9834	103.2060	89.74	37 Josi, Oliver
4	105	22.51	4.6646	96.6037	84.00	42 Meichtry, Markus
5	103	22.77	4.5235	93.6816	81.46	47 Pochon, Eric
6	95	21.57	4.4043	91.2123	79.32	8 Bieri, Simon
7	107	24.39	4.3870	90.8557	79.00	34 Hubli, Pascal
8	99	23.39	4.2326	87.6567	76.22	22 Ditzler, Roger
9	101	24.17	4.1787	86.5416	75.25	44 Minder, Rolf
10	95	24.03	3.9534	81.8747	71.20	96 Eichelberger, Beat
11	103	27.28	3.7757	78.1939	67.99	56 Schneider, Andreas
12	103	28.19	3.6538	75.6697	65.80	73 Ximenes, Artur
13	107	29.45	3.6333	75.2452	65.43	93 Knecht, Roger
14	101	30.03	3.3633	69.6540	60.57	26 Fricker, Claudia
15	101	30.15	3.3499	69.3768	60.33	60 Schuhmacher, René
16	103	32.69	3.1508	65.2533	56.74	21 Devaud, Etienne
17	87	27.87	3.1216	64.6491	56.22	92 Houghton, Patrick
18	70	22.56	3.1028	64.2598	55.88	49 Reich, Rolf-Dieter
19	86	28.24	3.0453	63.0687	54.84	71 Waldmann, Daniel
20	101	33.38	3.0258	62.6636	54.49	69 Tschumi, Andreas
21	89	29.47	3.0200	62.5446	54.39	82 Fischlin, Adrian
22	103	34.61	2.9760	61.6333	53.59	29 Hasler, Matthias
23	99	34.21	2.8939	59.9325	52.12	59 Schreiner, Michael
24	95	33.19	2.8623	59.2784	51.55	97 Ciampi, Aldo
25	95	34.24	2.7745	57.4606	49.97	10 Blattner, Markus
26	99	37.24	2.6584	55.0561	47.87	53 Schmid, Arthur
27	97	38.12	2.5446	52.6986	45.82	81 Dittli, Michael
28	95	40.19	2.3638	48.9537	42.57	67 Truetsch, Werner
29	72	33.04	2.1792	45.1307	39.24	48 Randegger, Angela
30	88	42.79	2.0566	42.5913	37.04	85 Reichmuth, Josef
31	91	44.86	2.0285	42.0109	36.53	87 Ziltener, Werner
32	85	44.07	1.9287	39.9444	34.73	83 Furrer, Marc
33	74	40.97	1.8062	37.4064	32.53	17 Burkhalter, Christine
34	103	61.73	1.6686	34.5558	30.05	70 Tschumi, Stefan
35	72	66.37	1.0848	22.4668	19.54	86 Salzmann, Beat

MODIFIED -- Overall Stage Results

TT09

Printed Oktober 10, 2009 at 18:54



Stage 5 -- Stage 5

	PTS	TIME	HIT FACTOR	STAGE POINTS	STAGE PERCENT	COMPETITOR # Name
1	109	22.65	4.8124	115.0000	100.00	23 Ebert, Rene
2	107	28.42	3.7650	89.9703	78.24	12 Bonaldo, Massimo
3	78	20.82	3.7464	89.5269	77.85	46 Mottet, Andreas
4	98	28.44	3.4459	82.3448	71.60	90 Schwaller, Thomas
5	88	27.39	3.2129	76.7768	66.76	14 Bühler, Roger

REVOLVER (STANDARD) -- Overall Stage Results

TT09

Printed Oktober 10, 2009 at 18:54



Stage 5 -- Stage 5

	PTS	TIME	HIT FACTOR	STAGE POINTS	STAGE PERCENT	COMPETITOR # Name
1	110	32.05	3.4321	115.0000	100.00	27 Fricker, Stefan
2	107	34.21	3.1277	104.8006	91.13	5 Berger, Ferdinand
3	109	36.49	2.9871	100.0889	87.03	35 Itani, Marwan
4	93	32.35	2.8748	96.3256	83.76	7 Bieri, Patrik
5	109	51.45	2.1186	70.9863	61.73	38 Koller, Juerg
6	94	89.30	1.0526	35.2703	30.67	55 Schmocker, Ernst

OPEN -- Overall Stage Results

TT09

Printed Oktober 10, 2009 at 18:54



Stage 6 -- Stage 6

	PTS	TIME	HIT FACTOR	STAGE POINTS	STAGE PERCENT	COMPETITOR # Name
1	50	5.15	9.7087	50.0000	100.00	58 Schraner, Remo
2	50	5.59	8.9445	46.0644	92.13	76 Zuccolo, Fierro
3	46	5.15	8.9320	46.0000	92.00	43 Michel, Walter
4	49	5.66	8.6572	44.5848	89.17	57 Schneider, Patrik
5	49	5.92	8.2770	42.6267	85.25	28 Haas, Peter
6	46	5.69	8.0844	41.6344	83.27	15 Burch, Hubert
7	49	6.16	7.9545	40.9659	81.93	6 Betschart, Bruno
8	50	6.88	7.2674	37.4273	74.85	54 Schmitt, Beat
9	46	6.68	6.8862	35.4641	70.93	80 Grieder, Peter
10	47	7.13	6.5919	33.9481	67.90	64 Tamborenea, Gerardo
11	50	7.62	6.5617	33.7927	67.59	30 Heller, Jessey
12	47	7.54	6.2334	32.1021	64.20	11 Bogaert, Rene
13	48	8.29	5.7901	29.8191	59.64	74 Zanardi, Annamarie
14	48	8.44	5.6872	29.2891	58.58	1 Albrecht, Hans
15	50	9.31	5.3706	27.6584	55.32	66 Troller, Roland
16	48	8.94	5.3691	27.6510	55.30	78 Zurfluh, Isabella
17	47	14.95	3.1438	16.1906	32.38	2 Alfonsino, Bruno

STANDARD -- Overall Stage Results

TT09

Printed Oktober 10, 2009 at 18:54



Stage 6 -- Stage 6

	PTS	TIME	HIT FACTOR	STAGE POINTS	STAGE PERCENT	COMPETITOR # Name
1	50	6.71	7.4516	50.0000	100.00	75 Zobrist, Roger
2	49	6.58	7.4468	49.9681	99.94	13 Brosch, Hanspeter
3	46	6.92	6.6474	44.6040	89.21	25 Frey, Thomas
4	47	7.36	6.3859	42.8492	85.70	20 Derrer, Marco
5	45	7.50	6.0000	40.2600	80.52	24 Frey, Michael
6	48	8.40	5.7143	38.3429	76.69	39 Kressibucher, Peter
7	50	8.98	5.5679	37.3608	74.72	89 Pfister, Severin
8	45	8.21	5.4811	36.7783	73.56	41 Mayer, Norbert
9	48	8.83	5.4360	36.4757	72.95	16 Burger, Marco
10	47	8.79	5.3470	35.8783	71.76	79 Steiger, Thomas
11	43	8.23	5.2248	35.0583	70.12	62 Stauffer, Peter
12	50	9.65	5.1813	34.7668	69.53	61 Sieber, Heinz
13	47	9.15	5.1366	34.4667	68.93	40 Künzler, Oliver
14	46	10.37	4.4359	29.7647	59.53	84 Americo, Gaspar
15	48	10.95	4.3836	29.4137	58.83	98 Kieninger, Stephanie

PRODUCTION -- Overall Stage Results

TT09

Printed Oktober 10, 2009 at 18:54



Stage 6 -- Stage 6

	PTS	TIME	HIT FACTOR	STAGE POINTS	STAGE PERCENT	COMPETITOR # Name
1	48	6.37	7.5353	50.0000	100.00	37 Josi, Oliver
2	48	6.44	7.4534	49.4565	98.91	31 Heller, Peter
3	46	6.62	6.9486	46.1071	92.21	49 Reich, Rolf-Dieter
4	50	7.46	6.7024	44.4733	88.95	91 Binder, Thomas
5	50	7.62	6.5617	43.5395	87.08	73 Ximenes, Artur
6	48	7.58	6.3325	42.0185	84.04	93 Knecht, Roger
7	48	7.64	6.2827	41.6885	83.38	29 Hasler, Matthias
8	50	8.03	6.2267	41.3164	82.63	34 Hubli, Pascal
9	46	7.66	6.0052	39.8471	79.69	42 Meichtry, Markus
10	46	7.73	5.9508	39.4863	78.97	47 Pochon, Eric
11	44	7.43	5.9219	39.2945	78.59	8 Bieri, Simon
12	50	8.50	5.8824	39.0319	78.06	56 Schneider, Andreas
13	48	8.23	5.8323	38.6999	77.40	22 Ditzler, Roger
14	48	8.70	5.5172	36.6092	73.22	53 Schmid, Arthur
15	48	8.97	5.3512	35.5072	71.01	26 Fricker, Claudia
16	42	7.93	5.2963	35.1434	70.29	97 Ciampi, Aldo
17	48	9.08	5.2863	35.0771	70.15	44 Minder, Rolf
18	48	9.60	5.0000	33.1771	66.35	96 Eichelberger, Beat
19	46	9.25	4.9730	32.9977	66.00	85 Reichmuth, Josef
20	48	9.75	4.9231	32.6667	65.33	60 Schuhmacher, René
21	46	9.66	4.7619	31.5972	63.19	67 Truetsch, Werner
22	48	10.89	4.4077	29.2470	58.49	69 Tschumi, Andreas
23	46	10.52	4.3726	29.0142	58.03	82 Fischlin, Adrian
24	44	10.81	4.0703	27.0082	54.02	59 Schreiner, Michael
25	46	11.42	4.0280	26.7276	53.46	48 Randegger, Angela
26	40	10.00	4.0000	26.5417	53.08	83 Furrer, Marc
27	48	12.32	3.8961	25.8523	51.70	92 Houghton, Patrick
28	48	12.32	3.8961	25.8523	51.70	21 Devaud, Etienne
29	48	12.67	3.7885	25.1381	50.28	17 Burkhalter, Christine
30	44	12.08	3.6424	24.1687	48.34	86 Salzmann, Beat
31	48	13.35	3.5955	23.8577	47.72	87 Ziltener, Werner
32	48	13.86	3.4632	22.9798	45.96	81 Dittli, Michael
33	44	13.05	3.3716	22.3723	44.74	10 Blattner, Markus
34	31	9.64	3.2158	21.3380	42.68	71 Waldmann, Daniel
35	50	17.62	2.8377	18.8292	37.66	70 Tschumi, Stefan

MODIFIED -- Overall Stage Results

TT09

Printed Oktober 10, 2009 at 18:54



Stage 6 -- Stage 6

	PTS	TIME	HIT FACTOR	STAGE POINTS	STAGE PERCENT	COMPETITOR # Name
1	50	7.85	6.3694	50.0000	100.00	14 Bühler, Roger
2	48	8.18	5.8680	46.0636	92.13	90 Schwaller, Thomas
3	48	8.64	5.5556	43.6111	87.22	23 Ebert, Rene
4	47	8.78	5.3531	42.0216	84.04	46 Mottet, Andreas
5	50	10.34	4.8356	37.9594	75.92	12 Bonaldo, Massimo

REVOLVER (STANDARD) -- Overall Stage Results

TT09

Printed Oktober 10, 2009 at 18:54



Stage 6 -- Stage 6

	PTS	TIME	HIT FACTOR	STAGE POINTS	STAGE PERCENT	COMPETITOR # Name
1	45	9.85	4.5685	50.0000	100.00	7 Bieri, Patrik
2	34	11.70	2.9060	31.8044	63.61	35 Itani, Marwan
3	49	18.98	2.5817	28.2549	56.51	55 Schmocker, Ernst
4	46	18.83	2.4429	26.7363	53.47	5 Berger, Ferdinand
5	35	18.16	1.9273	21.0934	42.19	27 Fricker, Stefan
6	48	25.08	1.9139	20.9463	41.89	38 Koller, Juerg

OPEN -- Overall Stage Results

TT09

Printed Oktober 10, 2009 at 18:54



Stage 7 -- Stage 7

	PTS	TIME	HIT FACTOR	STAGE POINTS	STAGE PERCENT	COMPETITOR # Name
1	53	6.26	8.4665	55.0000	100.00	57 Schneider, Patrik
2	53	6.50	8.1538	52.9692	96.31	6 Betschart, Bruno
3	53	6.53	8.1164	52.7259	95.87	58 Schraner, Remo
4	51	6.39	7.9812	51.8478	94.27	30 Heller, Jessey
5	52	6.66	7.8078	50.7213	92.22	43 Michel, Walter
6	53	6.88	7.7035	50.0436	90.99	54 Schmitt, Beat
7	46	6.09	7.5534	49.0684	89.22	28 Haas, Peter
8	49	7.33	6.6849	43.4263	78.96	64 Tamborenea, Gerardo
9	45	6.85	6.5693	42.6759	77.59	15 Burch, Hubert
10	52	8.12	6.4039	41.6014	75.64	76 Zuccolo, Fierro
11	49	7.96	6.1558	39.9893	72.71	74 Zanardi, Annamarie
12	48	8.22	5.8394	37.9342	68.97	1 Albrecht, Hans
13	50	9.68	5.1653	33.5549	61.01	78 Zurfluh, Isabella
14	53	10.77	4.9211	31.9684	58.12	66 Troller, Roland
15	34	6.93	4.9062	31.8718	57.95	80 Grieder, Peter
16	49	11.34	4.3210	28.0701	51.04	2 Alfonsino, Bruno
17	7	21.11	0.3316	2.1541	3.92	11 Bogaert, Rene

STANDARD -- Overall Stage Results

TT09

Printed Oktober 10, 2009 at 18:54



Stage 7 -- Stage 7

	PTS	TIME	HIT FACTOR	STAGE POINTS	STAGE PERCENT	COMPETITOR # Name
1	53	7.85	6.7516	55.0000	100.00	75 Zobrist, Roger
2	53	8.30	6.3855	52.0181	94.58	79 Steiger, Thomas
3	52	8.45	6.1538	50.1306	91.15	13 Brosch, Hanspeter
4	55	9.02	6.0976	49.6721	90.31	16 Burger, Marco
5	51	8.51	5.9929	48.8199	88.76	40 Künzler, Oliver
6	54	9.12	5.9211	48.2342	87.70	39 Kressibucher, Peter
7	53	9.59	5.5266	45.0209	81.86	25 Frey, Thomas
8	51	10.72	4.7575	38.7554	70.46	61 Sieber, Heinz
9	49	10.37	4.7252	38.4923	69.99	84 Americo, Gaspar
10	38	8.57	4.4341	36.1210	65.67	89 Pfister, Severin
11	38	8.61	4.4135	35.9531	65.37	62 Stauffer, Peter
12	54	12.88	4.1925	34.1534	62.10	20 Derrer, Marco
13	46	10.99	4.1856	34.0970	61.99	24 Frey, Michael
14	48	12.25	3.9184	31.9199	58.04	41 Mayer, Norbert
15	43	12.38	3.4733	28.2946	51.44	98 Kieninger, Stephanie

PRODUCTION -- Overall Stage Results

TT09

Printed Oktober 10, 2009 at 18:54



Stage 7 -- Stage 7

	PTS	TIME	HIT FACTOR	STAGE POINTS	STAGE PERCENT	COMPETITOR # Name
1	55	7.62	7.2178	55.0000	100.00	91 Binder, Thomas
2	51	7.35	6.9388	52.8735	96.13	34 Hubli, Pascal
3	51	7.45	6.8456	52.1638	94.84	31 Heller, Peter
4	51	7.77	6.5637	50.0154	90.94	22 Ditzler, Roger
5	53	8.43	6.2871	47.9075	87.10	37 Josi, Oliver
6	55	9.20	5.9783	45.5543	82.83	60 Schuhmacher, René
7	49	8.33	5.8824	44.8235	81.50	56 Schneider, Andreas
8	51	8.68	5.8756	44.7719	81.40	42 Meichtry, Markus
9	43	7.32	5.8743	44.7623	81.39	96 Eichelberger, Beat
10	53	9.65	5.4922	41.8508	76.09	26 Fricker, Claudia
11	41	7.59	5.4018	41.1621	74.84	47 Pochon, Eric
12	51	9.86	5.1724	39.4138	71.66	71 Waldmann, Daniel
13	49	9.98	4.9098	37.4128	68.02	49 Reich, Rolf-Dieter
14	51	10.42	4.8944	37.2956	67.81	21 Devaud, Etienne
15	49	10.07	4.8659	37.0785	67.42	82 Fischlin, Adrian
16	55	11.38	4.8330	36.8278	66.96	29 Hasler, Matthias
17	51	10.60	4.8113	36.6623	66.66	44 Minder, Rolf
18	49	10.25	4.7805	36.4273	66.23	92 Houghton, Patrick
19	47	9.90	4.7475	36.1758	65.77	85 Reichmuth, Josef
20	49	10.39	4.7161	35.9365	65.34	17 Burkhalter, Christine
21	41	9.11	4.5005	34.2942	62.35	8 Bieri, Simon
22	41	9.28	4.4181	33.6659	61.21	87 Ziltener, Werner
23	49	11.21	4.3711	33.3078	60.56	93 Knecht, Roger
24	51	11.81	4.3184	32.9060	59.83	69 Tschumi, Andreas
25	45	10.53	4.2735	32.5641	59.21	59 Schreiner, Michael
26	51	12.02	4.2429	32.3311	58.78	48 Randegger, Angela
27	51	12.21	4.1769	31.8280	57.87	67 Truetsch, Werner
28	43	10.45	4.1148	31.3550	57.01	73 Ximenes, Artur
29	32	8.50	3.7647	28.6871	52.16	10 Blattner, Markus
30	49	13.10	3.7405	28.5023	51.82	53 Schmid, Arthur
31	47	14.77	3.1821	24.2478	44.09	86 Salzmann, Beat
32	41	13.10	3.1298	23.8489	43.36	83 Furrer, Marc
33	37	14.89	2.4849	18.9349	34.43	81 Dittli, Michael
34	53	22.71	2.3338	17.7834	32.33	70 Tschumi, Stefan
35	26	11.40	2.2807	17.3789	31.60	97 Ciampi, Aldo

MODIFIED -- Overall Stage Results

TT09

Printed Oktober 10, 2009 at 18:54



Stage 7 -- Stage 7

	PTS	TIME	HIT FACTOR	STAGE POINTS	STAGE PERCENT	COMPETITOR # Name
1	51	8.94	5.7047	55.0000	100.00	14 Bühler, Roger
2	55	10.42	5.2783	50.8891	92.53	12 Bonaldo, Massimo
3	50	11.09	4.5086	43.4679	79.03	23 Ebert, Rene
4	52	16.93	3.0715	29.6126	53.84	46 Mottet, Andreas
5	47	17.57	2.6750	25.7903	46.89	90 Schwaller, Thomas

REVOLVER (STANDARD) -- Overall Stage Results

TT09

Printed Oktober 10, 2009 at 18:54



Stage 7 -- Stage 7

	PTS	TIME	HIT FACTOR	STAGE POINTS	STAGE PERCENT	COMPETITOR # Name
1	50	12.04	4.1528	55.0000	100.00	7 Bieri, Patrik
2	52	12.60	4.1270	54.6578	99.38	5 Berger, Ferdinand
3	51	13.95	3.6559	48.4189	88.03	35 Itani, Marwan
4	48	15.19	3.1600	41.8507	76.09	55 Schmocker, Ernst
5	55	18.20	3.0220	40.0231	72.77	27 Fricker, Stefan
6	50	18.60	2.6882	35.6022	64.73	38 Koller, Juerg

TT09

Printed Oktober 10, 2009 at 18:54



Disqualified Shooters

No.	Name
------------	-------------

65	Telese, Enzo
68	Tschachler, Andreas